








SUPER CONCENTRATE RANGE

Product	Features	Directions for use	H&S
<p>SC1</p> <p>All Surfaces & Floor Cleaner</p> <p>2327/04</p>  <p>x133</p> <p>Fill trigger bottle (750ml) with water, add 1 pump (15ml) of SC1.</p>	<ul style="list-style-type: none"> Highly versatile, naturally powerful cleaner for all surfaces and floors Rapidly lifts grease, oils, stains and body fats Suitable for use on hard surfaces, carpets and soft furnishings 	<p>Simply spray onto surfaces and wipe off with a clean cloth.</p> <p>ADDITIONAL DILUTION RECOMMENDATIONS</p> <p>Hard Floor Cleaning; Dilute up to 1:200. Bucket: Add 25ml SC1 per 5L of water.</p> <p>General Hard Surface Cleaning; Dilute SC1 1:50. Bucket: Add 100ml SC1 per 5L of water.</p> <p>Heavy Duty Degreaser & Removing marks, scuffs, grease & oil; Dilute SC1 up to 1:10. Trigger bottle: Add 75ml SC1 to 675ml of water.</p> <p>Carpet Cleaning & Pre Spotting; Rotary, pre-spray and bonnet buffing dilute SC1 up to 1:50.</p>	<p>WARNING</p> 
<p>SC2</p> <p>Foodsafe Cleaner & Sanitiser</p> <p>2362/01</p>  <p>x133</p> <p>Fill trigger bottle (750ml) with water, add 1 pump (15ml) of SC2.</p>	<ul style="list-style-type: none"> Dual action, odourless and non-tainting formula cuts through grease and dried on food soiling Ideal for use in kitchens, food preparation areas, hospitals and nursing homes Independently tested and certified to EN1276 and EN14476 at a 2% dilution 	<p>Spray onto surface, leave on for the required contact time, then wipe off with a clean cloth.</p> <p>* To meet the requirements of EN1276 and EN14476, SC2 must be diluted to 2% (15ml added to 750ml of water is a 2% solution).</p> <p>EN1276 - requires 30 seconds contact time in 'dirty' conditions. EN14476 - requires 1 minutes contact time in 'clean' conditions.</p> <p>* Before using SC2, remove any loose food debris, then wipe the surface once to clean, then spray SC2 onto a fresh cloth/paper towel and wipe a second time leaving to air dry.</p>	<p>DANGER</p> 
<p>SC3</p> <p>Foodsafe Ultra Degreaser</p> <p>2325/20</p>  <p>x133</p> <p>Fill trigger bottle (750ml) with water, add 1 pump (15ml) of SC3.</p>	<ul style="list-style-type: none"> Powerful formula cuts through the heaviest grease, oil and fatty deposits Non-perfumed, non-tainting degreaser Ideal for use in kitchens, food preparation areas and food production sectors 	<p>* Not suitable for use on terrazzo, aluminium or galvanised surfaces.</p> <p>ADDITIONAL DILUTION RECOMMENDATIONS</p> <p>General/Light Duty Hard Surface Cleaning; Dilute up to 1:200. Bucket: Add 25ml SC3 per 5L of water.</p> <p>Hard Surface Cleaning & Degreasing; Dilute SC3 1:50. Bucket: Add 100ml SC3 per 5L of water.</p> <p>Heavy Duty Grease Removal; Dilute SC3 1:10. Trigger bottle: Add 100ml SC3 to 1L of water.</p>	<p>DANGER</p> 
<p>SC4</p> <p>Washroom Cleaner & Sanitiser</p> <p>2363/03</p>  <p>x133</p> <p>Fill trigger bottle (750ml) with water, add 1 pump (15ml) of SC4.</p>	<ul style="list-style-type: none"> Rapidly removes watermarking and general soiling, cuts through bodyfat residue Effective in hard and soft water areas Independently tested and certified to EN1276 at a 2% dilution 	<p>Spray onto surfaces to be cleaned. Allow a few minutes contact time to allow the product to penetrate the limescale and dirt. Rinse off thoroughly with clean water. Buff to a shine with a soft cloth.</p> <p>* To meet the requirements of EN1276, SC4 must be diluted to 2% (15ml added to 750ml of water is a 2% solution).</p> <p>EN1276 - requires 30 seconds contact time in 'dirty' conditions.</p>	<p>DANGER</p> 